


# June Literacy Calendar 1st into 2nd Grade



Monday

Tuesday

Wednesday

Thursday

Friday

**4 Go on a Reading Date with your child**



**5 MEET THE AUTHOR!**  
Listen to a Reading Rockets' interview with top children's book authors:

[Meet the Author](#)

**6 SWAP IT!**  
Swap books with a friend. Keep sharing books throughout the summer.



**7 Plant the ALPHABET**



**8 Make an ABC Collage Book**



**11 SHOP UNTIL YOU DROP!**

Make the trip to the supermarket filled with reading and writing!

Print out resources at:  
[grocery store literacy](#)

**12 SIGHT WORD HOPSCOTCH!**



**13 WATER WHAT?**

**Word game!** How many smaller words can you find in the word **watermelon?**



**14 D.I.Y. PLAY DOH**

The best play doh is the kind you make yourself! Search online for a recipe to follow and instead of food coloring, add a Kool-Aid mix to color it! Not only will it be super bright, but it will smell super delish! [Recipe Ideas](#)


**15 PS: WRITE BACK**

Design your own stationery and write a letter to a friend.



**18 Do ACROSTIC POETRY**

Use summer words!



**19 CREATE AN OUTDOOR READING SPACE**



**20 BOOKS ANYONE?**

Check out tips and tricks for encouraging your child to read!

[ENCOURAGE!](#)



**21 YOU SCREAM, I SCREAM!**

List all the ice cream flavors you can think of, then put them in ABC order and go for a cone!




**22 MAMA and ME**

Write letters back and forth with your kids. Ask a question, answer a question. Leave the book under a pillow...



**25 SPEECHLESS...**

Read a book without words and make up the story as you go along.



**26 BACKYARD ABC'S**

Using chalk, create a large 26 box grid on the pavement. Write one letter of the alphabet in each box. Then go on a nature hunt to find objects to place in each square that have the same beginning sound. If you can't find something for each letter, draw a picture. Example: (Waterfall for w).



**27 K.I.T.**

Make a personal phone book. List phone numbers and addresses of your friends and relatives so you can **K.I.T.** (keep in touch!) this summer.



**28 SCRAP IT!**

Start a summer scrapbook. Include souvenirs of any trips you take, photos, ticket stubs, and projects you work on during the summer. Don't forget to journal.....



**29 READ BY FLASHLIGHT**




















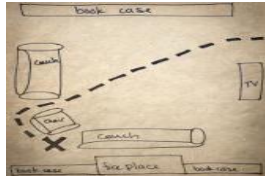

Read a book under your covers with a flashlight before going to bed.





# July Literacy Calendar 1st into 2nd Grade



Monday	Tuesday	Wednesday	Thursday	Friday
<p><b>2 PASS THE BOOK!</b> Sit in a circle with your family and take turns passing and reading the pages of your favorite book</p> 	<p><b>3 MAP IT!</b> Take maps from hotels and rest stops when you travel. Drive toy cars on them and look for places that start with a certain letter, or blend. If you don't travel, grab some maps from a local library or mall.</p> 	<p><b>4 SET UP A FAMILY MAILBOX</b> Write letters to each other!</p> 	<p><b>5 WHO AM I?</b> Make a book by writing clues describing your friends or family members on one side of the page. Turn the page and add a photo or draw a picture of that person!</p> 	<p><b>6 Vocabulary Building</b> Use free paint chips to help your child think of other words for happy, sad, eat, etc.....</p> 
<p><b>9 Extra! Extra!</b> Cut out words from a newspaper. Paste them on paper and make a letter for a friend.</p> 	<p><b>10 Call of the Wild</b> Plan a backyard camping trip. List all the things you will need to survive.</p> 	<p><b>11 Poetry in Nature</b> Sit under a tree and read or write a poem.</p> 	<p><b>12 Build-a-Word</b> Tape word family parts onto <u>Legos</u> for building words.</p> 	<p><b>13 Postcard Prompt</b> Draw a picture postcard of an imaginary place. On the back, write a message to a friend.</p> 
<p><b>17 GAME ON!</b> Read the directions to a board game together. Play the game</p> 	<p><b>18 Read to Rover</b> Read to your pet!</p> 	<p><b>19 Have it your way</b> Discuss and list all of the toppings you could put on a hotdog or hamburger. Be creative!</p> 	<p><b>20 Action, Action!</b> Act out your favorite scene from the book you just read.</p> 	<p><b>21 Word game!</b> Look for out-of-state license plates. Make a list of all the state names and slogans. Decide which ones you like best.</p> 
<p><b>22 Book it!</b> Make a bookmark.</p> 	<p><b>23 Thirsty, Anyone?</b> Invent a recipe for a cool summer drink. Write it on a recipe card. Serve the drink to your family and friends.</p> 	<p><b>24 SPEECH BUBBLES</b> Draw a picture and use speech bubbles to tell the story!</p> 	<p><b>25 ABC WALK</b> Go for a walk today and try to find one item that begins with every letter of the alphabet.</p> 	<p><b>26 ESCAPE!</b> An animal has escaped from the zoo! Make up a story about it. Tell it to a friend or family member – or write it down. Add pictures if you'd like.</p> 
<p><b>30 X MARKS THE SPOT!</b> Plan indoor treasure hunts for rainy days.</p> 	<p><b>31 Favorites!</b> List your favorite books.</p> 	<p><b>Extra:</b> Go to <a href="http://www.education.com/games/sight-words/?scrllybrkr">http://www.education.com/games/sight-words/?scrllybrkr</a> to play many different online <b>Sight Word Games</b></p> 